



### District Report Card: 2017


<b>State:</b> Chhattisgarh	<b>District:</b> Korba
<b>Class:</b> 8	<b>Subject:</b> Science
<b>Schools:</b> 51	<b>Students:</b> 1264


### Participation/Coverage


#### Students

<div>GENDER</div> <div></div>	Boys				Girls			
	Number		%		Number		%	
	551		43.59		713		56.41	

<div>AREA</div> <div></div>	Rural				Urban			
	Number		%		Number		%	
	1027		81.25		237		18.75	

<div>CATEGORY</div> <div></div>	SC		ST		OBC		GEN	
	Number	%	Number	%	Number	%	Number	%
	128	10.13	630	49.84	483	38.21	23	1.82

<div>CWSN</div> <div></div>	LD	VI	HI	S&LD	ID	Oth
	0	0	1	2	1	1

<div>Management</div> <div></div>	Government			Government-aided		
	Number		%	Number		%
	1239		98.02	25		1.98

### Average Performance of Students in Science (%)

Overall	Gender		Area		Management		Social Group			
	Male	Female	Rural	Urban	Govt.	Aided	SC	ST	OBC	GEN
43.60	43.81	43.43	45.35	36.01	43.91	28.00	38.07	44.19	44.32	42.90

## Performance on Learning Outcomes (LOs)

Learning Outcomes	Description	Average Performance(%)
SCI703	Classifies materials and organisms based on properties/characteristics	44.16
SCI704	Conducts simple investigation to seek answers to queries	39.08
SCI705	Relates processes and phenomenon with causes	41.87
SCI708	Measures and calculates e.g., temperature; pulse rate; speed of moving objects; time period of a simple pendulum, etc.	45.97
SCI710	Plots and interprets graphs	33.17
SCI711	Constructs models using materials from surroundings and explains their working	32.85
SCI801	Differentiates materials, organism and processes	46.31
SCI804	Relates processes and phenomenon with causes	45.30
SCI805	Explains processes and phenomenon	36.61
SCI807	Measures angles of incidence and reflection, etc.	44.86
SCI811	Applies learning of scientific concepts in day-to-day life	44.66
SCI813	Makes efforts to protect environment	60.60

Range of Performance of Students who Answered Correctly							
Below 30%		30% - 50%		50% - 75%		Above 75%	
Number	%	Number	%	Number	%	Number	%
424	33.54	387	30.62	314	24.84	139	11.00

### Lowest Performing Learning Outcomes (LOs)

- 1 - Constructs models using materials from surroundings and explains their working (32.85)
- 2 - Plots and interprets graphs (33.17)
- 3 - Explains processes and phenomenon (36.61)
- 4 - Conducts simple investigation to seek answers to queries (39.08)
- 5 - Relates processes and phenomenon with causes (41.87)